



HOW TO FIX “TWEETS AREN'T LOADING RIGHT NOW” ERROR


On Twitter, one of the most popular social media platforms today, you may encounter the tweet loading problem. Here are the solutions how to fix "[tweets aren't loading right now](#)" error.

Find the Reasons

- Your tweets may not load when Twitter servers aren't online.
- Your internet connection can be a problem.
- Your tweets may not be loaded due to the preferred content preference on Twitter.
- Your Twitter app can be old version.
- If the cache is full on the computer or phone where you use Twitter, it may cause problems for tweets.
- The browser you use on your computer or phone can be a problem.


Preferable Methods To Solve The Problem

Make Content Preference Adjustment



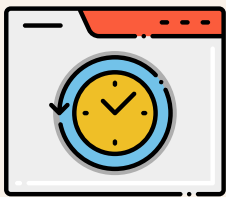
- When you start the Twitter application, you should find the star icon in the "Application" section.
- Click on this star icon and you can choose to see the latest tweets by displaying the "Change Timeline" option.

Check for Updates



- After you open App Store or Google Play Store, find the Twitter app.
- You should update if needed.

Clear All Your Cookies and Cache



- Open your browser history by pressing the CTRL+H keys.
- Click the "clear browsing data" button.

Choose Another Browser or Try Disabling Extensions



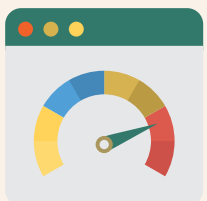
- Open your browser settings.
- Click "extensions" button.
- Turn off the extensions.

Report to Twitter Support



- Open Twitter support.
- Share all details about your problem with the support team.

Check Your Internet Speed



- Refresh your ISP connection.
- Switch off the router from the power source.
- Restart it.